

# PaCric<sup>®</sup>

Set for cricothyrotomy

# PaCric<sup>®</sup>

Set for cricothyrotomy



www.sumi.com.pl



Packed in, rigid, single use blister pack to protect it from deformation and damage.

We offer following sets:

- sterile and ready to use, reference number 30-0001
- non-sterile, for training purposes only, reference number 30-0001N

**Failed intubation:  
intubation resulting in failure  
(1:2000 planned and 1:300 RSI intubations  
in obstetrics; 1:50-100 Emergency/ICU)[1]**

[1] Cook T et al. Complications and failure of airway management. BJA 2012;109:i68-i89



Picture instruction of a cricothyrotomy procedure attached to each set



We also offer cricothyrotomy trainer for development of surgical cricothyrotomy skills. Each set contains:

- 1 neck base,
- 1 simulated skin,
- 1 simulated thyroid cartilage insert,
- 3 simulated thyroid membranes.

Individual components can be purchased separately. Complete set reference number: CR-TR-1.

## Based on DAS 2015 guidelines

Guidelines of Difficult Airway Society (DAS 2015)  
Plan D: Emergency Front of Neck Access - surgical cricothyrotomy.

Ready for use when CICO declared. "Can't intubate, can't oxygenate"



SUMI spółka z ograniczoną odpowiedzialnością sp. k.  
Drobiarska 35, 05-070 Sulejówek, Poland  
e-mail: sumi@sumi.com.pl  
tel. +48 22 783 30 23  
fax. +48 22 783 30 25

# PaCric<sup>®</sup>

## Set for cricothyrotomy



According to DAS 2015 guidelines, in cases where it is not possible to:

- intubate patient,
- oxygenate patient,
- stop the procedure,

it is necessary to move to Plan D, surgical cricothyrotomy procedure.

In anesthesiologist practice cricothyrotomy procedure happens extremely rarely. That is why it is important to be well acquainted with the procedure and necessary components.

PaCric set for cricothyrotomy is designed thinking of:

- faster,
- safer,
- easier,

creating of emergency way for patient ventilation.

### Special tube, with cuff, size 6.0

- reinforced - prevents tube kinking,
- adjustable flange - provides tube length regulation,
- Magil type - minimizes trauma during introduction,
- effective length - 15cm,
- flexible and arced - easier adaptation to patient anatomy.

Based on DAS 2015 guidelines



### Cotton tape for tracheostomy tube

- pure, delicate cotton,
- easy to adjust to any neck size,
- minimizes skin irritations

### Introducer

- angled tip, bougie type,
- atraumatic tip,
- very flexible, shape retaining,
- smooth surface minimizes resistance during intubation,
- graduation marks,
- length adapted to cricothyrotomy procedure

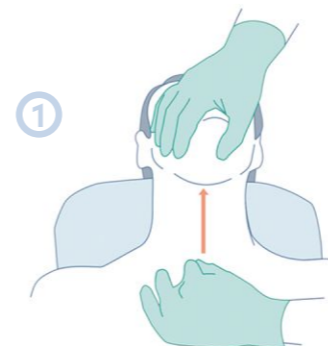
Scalpel, size 10

Syringe 10 ml

## EMERGENCY LIFE SAVING PROCEDURE

### Following cricothyrotomy procedure is recommended:

#### 1 impalpable cricothyroid membrane

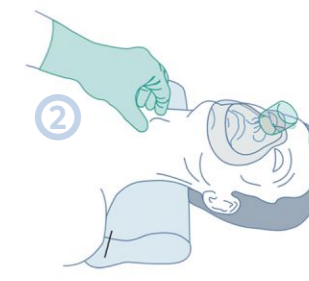


- Stand on the patient left-hand side.
- Extend head - pillow under shoulders.
- Tension skin using the left hand.
- Make an 8-10 cm midline vertical skin incision, caudad to cephalad.

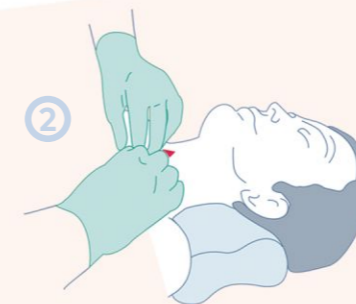
#### 2 palpable cricothyroid membrane



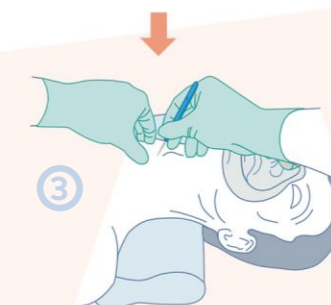
- Cricoid cartilage.
- Cricothyroid membrane.



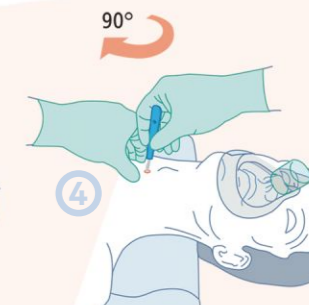
- Stand on the patient left-hand side.
- Extend head, pillow under shoulders.
- Using left hand identify cricothyroid membrane.



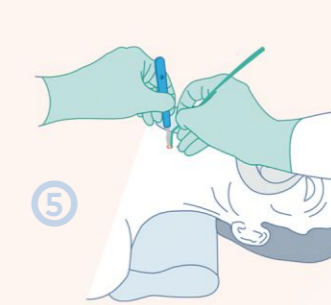
- Using fingers of both hands separate tissues and identify cricothyroid membrane.
- Follow instructions from point 3 on the other side.



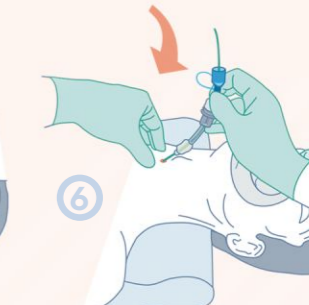
- Stabilize larynx using your left hand.
- Make a transverse stab incision through the skin and cricothyroid membrane with the blade cutting edge towards you.



- Turn scalpel through 90° so that the sharp edge points caudally (towards the feet).



- Hold the scalpel with your left hand.
- Using right hand slide the tip of the introducer down the side of the scalpel blade, on 10-15cm caudally.
- Withdraw scalpel.



- Railroad tube over introducer.
- Withdraw introducer, inflate cuff and confirm correct tube placement.
- Secure the tube.

PaCric cricothyrotomy set is used during 4-step surgical cricothyrotomy. Set utilizes medical devices which are well known to anaesthesiologists. It is adapted and assembled in 1 ready to use set, that provides intuitive usage during CICO cases (can't intubate, can't oxygenate)



Instructions for use is provided with each set. It can also be download from our website [www.sumi.com.pl](http://www.sumi.com.pl), bookmark: Products, Set for cricothyrotomy